

# APC American Protestant Church Bonn



For SmartPhones


## How to Register for a Worship Service through ChurchSuite

To start the process, you need to be registered with APC and have received an invitation for using ChurchSuite. If you have not received an invitation yet, please contact Gina at [APCOffice@apcbonn.de](mailto:APCOffice@apcbonn.de).

We have seating arrangements for individuals, couples and families. Please state the type you require. Persons from the same household will be seated together.

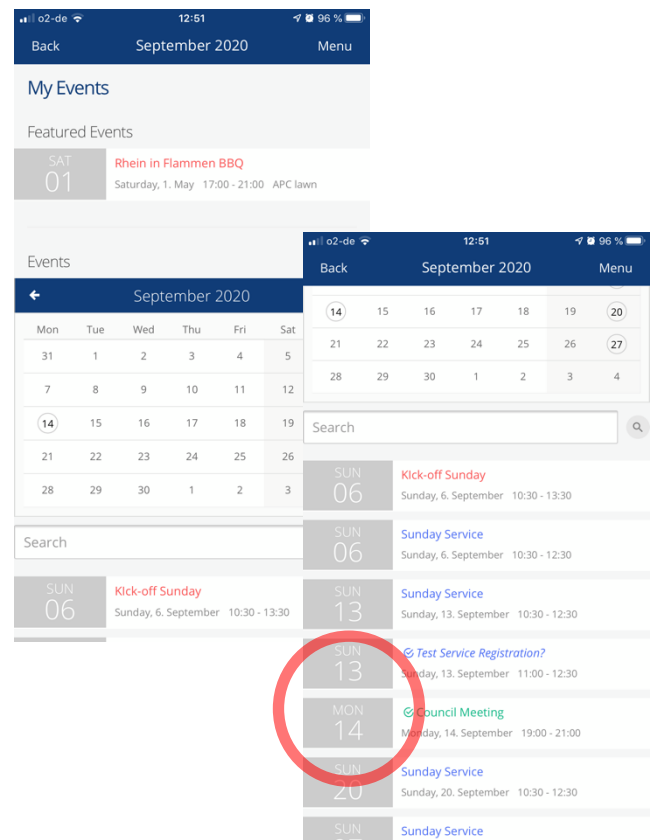
If you are registered, you can follow the instructions below for iPhone. (Android should be identical.)

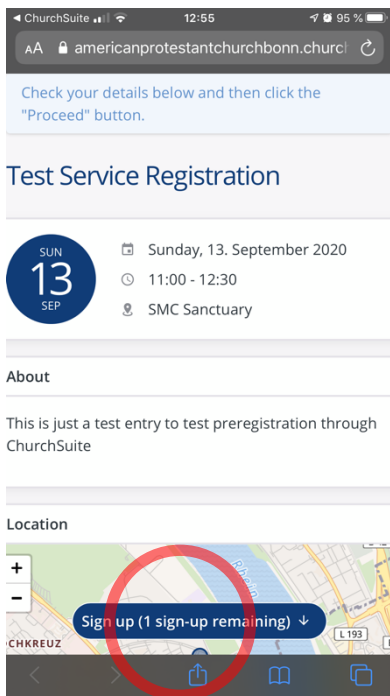
### Step by Step



- 1) Please install the ChurchSuite APP on your smartphone.
- 2) Start the APP.
- 3) Logon with your credentials.

- 4) Select the worship service you wish to attend, from the “MyEvents” section in the Menu.
- 5) Click on the event / date and a separate event page will open in your app.
- 6) Click on Sign up, and a web browser page will open up in your phone’s browser.

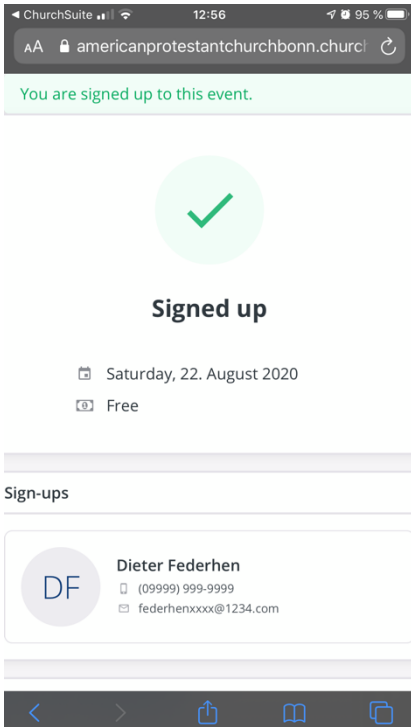
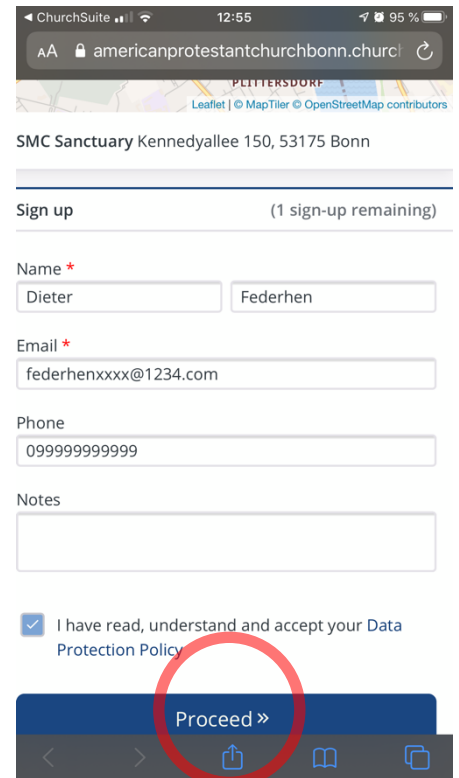




- 7) On this new view check the right date.
- 8) It will show you how many spaces are still available for this event.
- 9) If no more spaces are available, we're very sorry and kindly ask you to choose an alternative worship service to join in person.
- 10) Click on "Sign up."
- 11) A separate registration page will open.

- 12) Please fill in your details in the registration form.
- 13) Accept the "Data Privacy Policy."
- 14) Click on "Proceed."

You can register multiple persons in one registration if enough seats are available.



- 15) You'll receive an instant confirmation.
- 16) You'll also receive a confirmation email to the address entered in the registration form with a QR code.
- 17) Please bring the email confirmation with you to the worship service.

**For attending any worship service, please be aware of the separate health safety regulations that apply!!!**